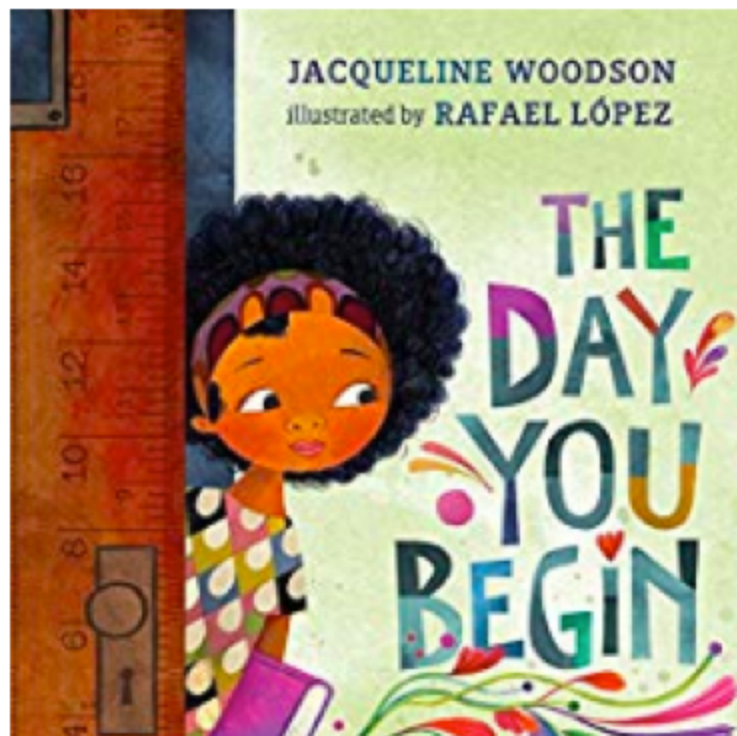


Interactive Read-Aloud



- Vocabulary Cards
- Post-it Questions
- Post Activity

Post-it Printing Directions

- Print the proper amount of post-it templates you will need
- Place the post its on the squares with the sticky side facing the printer.
- Place the template upside-down in the printer tray and print out the question pages one at a time. Make sure the sticky side of the post-its are going through the printer first to avoid jams.

The Day you Begin

Name _____

I Am

Write or draw 5 things that make you unique inside the U and decorate it.



-nique

Vocabulary:

Before reading: Post and discuss/write definitions

During reading: Stop and review words

Understand: feel sympathy for someone's feelings or situation

homeland: the country where someone was born or grew up

untraveled: not having traveled to many places

unique: not like others

brave: feeling or showing no fear

diversity: groups of people who have unique things about them

(race, culture, language, age, religious beliefs, customs, abilities)

understand

homeland

untraveled





Vocabulary:
Post and discuss/write definitions before reading

unique

brave

diversity

Post-it template - 3"x3"



Pre-reading

Why do you think the author chose this title?

What do you think this character is beginning to do.

Pg. 2

Turn and Talk
Have you ever walked into a room full of people who seemed different than you?

How did you feel?

What made you feel that way?

Pg. 3-4

Compare the 2 illustrations of Rigoberto. The one on the left is when he lived in Venezuela. The one on the right is when Rigoberto went to school in America.

How do you think he feels on each page? Why?

Pg. 11

Turn and Talk
What was different about the girl's summer vacation?

Look down at your empty hands and imagine you are her. How do you think she feels when all the other students have souvenirs from their trips?

Pg. 14

Why is the girl sitting alone?

Do you think it is fair how the other students are treating her?

Pg. 18

Have you ever had a time where you couldn't play what the other kids were playing?

Turn and Talk
How did you solve your problem?

Pg. 20
Rapid Robin

Take turns with your partner thinking of words that describe the kids on the left for 1 minute.

Do the same activity with the boy on the right. Were your words the same/ different, positive/negative?

Pg. 23

Turn and Talk

Do you think it took bravery for Angelina to share her story?

Why?

Pg. 27

What feels good about having something in common with a friend?

What feels good about having something unique about yourself?

Pg. 22

Look at the boys reflection.

What is different?

Pg. 26

Why did Angelina look happier when Rigoberto shared about his sister?

After Reading

Review the definition of diversity. Explain that having unique things about us makes us diverse. Have students share what makes them unique in a positive way.

Pg. 20
Rapid Robin

Take turns with your partner thinking of words that describe the kids on the left for 1 minute.

Do the same activity with the boy on the right. Were your words the same/ different, positive/negative?

Pg. 23

Turn and Talk

Do you think it took bravery for Angelina to share her story?

Why?

Pg. 27

What feels good about having something in common with a friend?

What feels good about having something unique about yourself?

Pg. 22

Look at the boys reflection.

What is different?

Pg. 26

Why did Angelina look happier when Rigoberto shared about his sister?

After Reading

Review the definition of diversity. Explain that having unique things about us makes us diverse. Have students share what makes them unique in a positive way.



Thank you for

downloading my product and supporting my store! I hope it was just what you were looking for. If you have any questions, please contact me at kdegross75@gmail.com

Terms of use

All rights reserved purchase or download of this item is to be reproduced in limited quantities by one classroom only.

Copyright © Just Dotty in Second Grade by Kristyn DeGross

Fonts & Graphics

